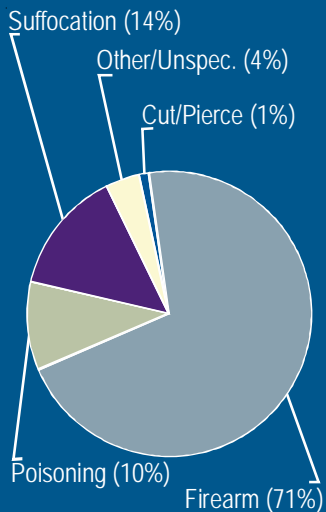
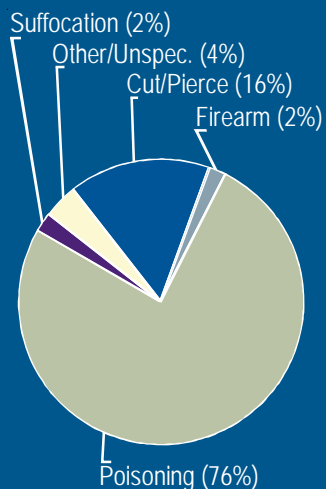


Suicides, 1999-2005

Suicides by Method



Attempts by Method



Phone: 877-GET-SPRC
877-438-7772
TTY: 617-964-5448
Web: www.sprc.org
Email: info@sprc.org
Mail: SPRC
55 Chapel Street
Newton, MA 02458-1060

Statewide

- 12th ranking cause of death
- Average of 497 residents died by suicide each year
- Suicide rate: 12.0 per 100,000
- Average of 1.4 suicides every day

Gender

- Males: 81% of suicides; rate 20.0 per 100,000; 10th ranking cause of death
- Females: 19% of suicides; rate 4.4 per 100,000; 19th ranking cause of death
- Male suicide rate 4.5 times the female rate

Race/Ethnicity

- White Non-Hispanic (NH): 82% of suicides; rate 15.6 per 100,000
- Hispanic: 2% of suicides; rate 7.7 per 100,000
- Black NH: 14% of suicides; rate 5.3 per 100,000
- Other NH: 2% of suicides; rate 9.0 per 100,000
- White NH suicide rate 2.9 times the Black NH rate

Age

- 70+ years: highest suicide rate; 12% of suicides; rate 1.8 times the rate for 15 to 19 years

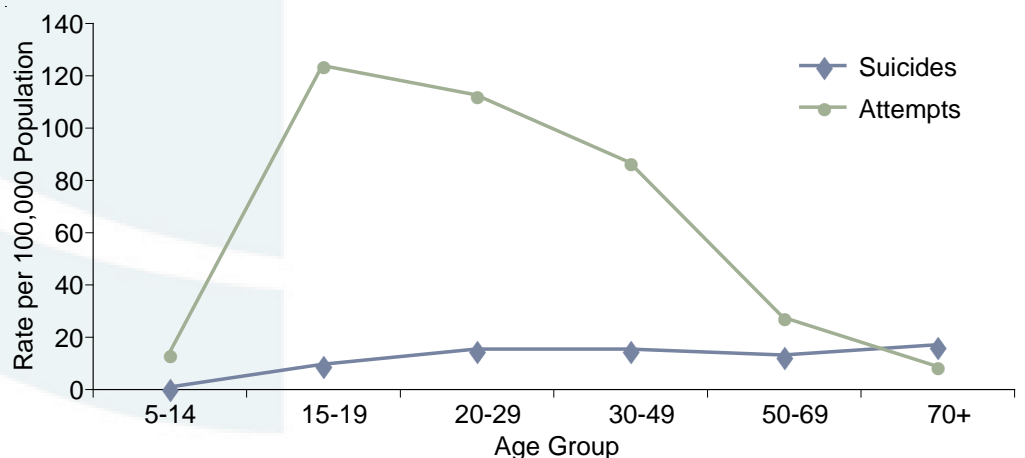
Method

- Firearm: leading method; rate 8.4 per 100,000; 3rd ranking cause of injury deaths
- Suffocation: 2nd leading method; rate 1.7 per 100,000; 11th ranking cause of injury deaths
- Poisoning: 3rd leading method; rate 1.2 per 100,000; 13th ranking cause of injury deaths
- If half of **undetermined intent** poisonings were self-inflicted, suicides in this state would be 3% higher

Costs

- Average medical cost per case: \$3,183
- Average work-loss cost per case: \$1,087,843

Average Annual Self-Inflicted Injuries by Age Group, Louisiana Residents



Estimated Hospitalized Attempts, 2005

Statewide

- Total of 2,610 hospitalized attempts per year
- Hospitalized attempt rate: 62.3 per 100,000
- Average of 7.2 attempts every day

Gender

- Males: 38 % of attempts; rate 49.0 per 100,000
- Females: 62 % of attempts; rate 74.8 per 100,000
- Female attempt rate 1.5 times the male rate

Age

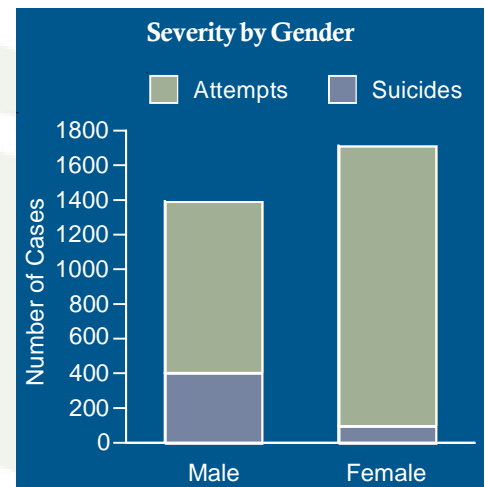
- 15-19 years: highest hospitalized attempt rate; 16% of hospitalized attempts

Method

- Poisoning: leading method; 1,955 annual attempts; rate 46.7 per 100,000
- Cut/Pierce: 2nd leading method; 417 annual attempts; rate 10.0 per 100,000

Costs

- Average medical cost per case: \$8,349
- Average work-loss cost per case: \$9,166



Self-Inflicted Injuries by Age Group, Gender, and Method, Louisiana Residents

	Suicides								Estimated Hospitalized Attempts							
	Male		Female		All		Avg Cost Per Case		Male		Female		All		Avg Cost Per Case	
	N	Rate	N	Rate	N	Rate	Medical	Work Loss	N	Rate	N	Rate	N	Rate	Medical	Work Loss
Age Group																
5-14	3	0.8	1	0.2	3	0.5	\$5,674	\$1,384,663	13	4.0	71	22.6	84	13.1	\$6,665	\$12,634
15-19	27	15.0	6	3.4	33	9.3	\$4,146	\$1,553,238	126	72.9	297	174.8	423	123.4	\$6,449	\$9,359
20-29	83	26.1	13	4.1	96	15.1	\$3,213	\$1,660,912	321	96.0	426	128.4	747	112.2	\$7,349	\$11,845
30-49	151	24.1	43	6.5	194	15.1	\$3,253	\$1,299,284	420	69.4	654	102.8	1,074	86.5	\$8,357	\$8,930
50-69	84	21.0	24	5.5	108	12.8	\$2,340	\$614,048	92	21.2	158	32.9	250	27.3	\$11,110	\$5,883
70+	54	37.8	8	3.4	62	16.7	\$3,809	\$94,220	20	13.5	12	5.2	32	8.5	\$14,025	\$1,783
Method																
Cut/Pierce	4	0.2	1	0.0	5	0.1	\$4,395	\$1,014,667	148	7.3	269	12.4	417	10.0	\$8,948	\$37,188
Firearms	297	14.8	53	2.4	350	8.4	\$2,837	\$1,047,487	36	1.8	13	0.6	49	1.2	\$53,735	\$50,462
Poisoning	28	1.4	23	1.1	51	1.2	\$5,333	\$1,045,242	677	33.5	1,278	59.1	1,955	46.7	\$6,940	\$1,306
Suffocation	58	2.9	12	0.6	70	1.7	\$2,652	\$1,330,595	26	1.3	9	0.4	35	0.8	\$25,325	\$183,376
Other/Unspecified	15	0.7	7	0.3	21	0.5	\$4,745	\$1,080,404	57	2.8	49	2.3	106	2.5	\$26,463	\$46,241
Total	402	20.0	95	4.4	497	12.0	\$3,183	\$1,087,843	992	49.0	1,618	74.8	2,610	62.3	\$8,349	\$9,166

Rates are per 100,000 population aged 5 and over. For table details and data sources, see Methods page. Rates based on 5 or fewer cases may be unstable, use with caution. Rows and columns may not add due to rounding. All costs are in year 2006 dollars. Not all self-inflicted injuries are suicide attempts.

This has been published by the Suicide Prevention Resource Center at EDC. It is the reader's sole responsibility to determine whether any of the information contained in these materials is useful to them. These materials are based upon work supported by the Department of Health and Human Services, Substance Abuse and Mental Health Services Administration under grant No. 1 U79 SM57392-03. Any opinions, findings and conclusions, or recommendations expressed in this material are those of the author(s) and do not necessarily reflect the views of the Department of Health and Human Services, Substance Abuse and Mental Health Services Administration.